



*International Aerospace Quality Group*

*Online Aerospace Supplier Information System*

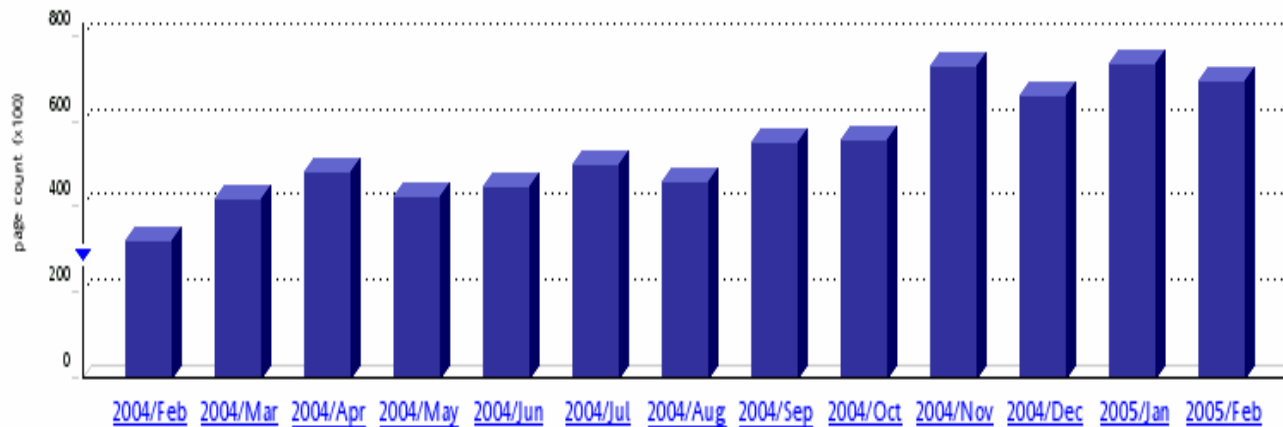
# OASIS Data Report

Jay Myers

(March, 2006)



## OASIS Usage

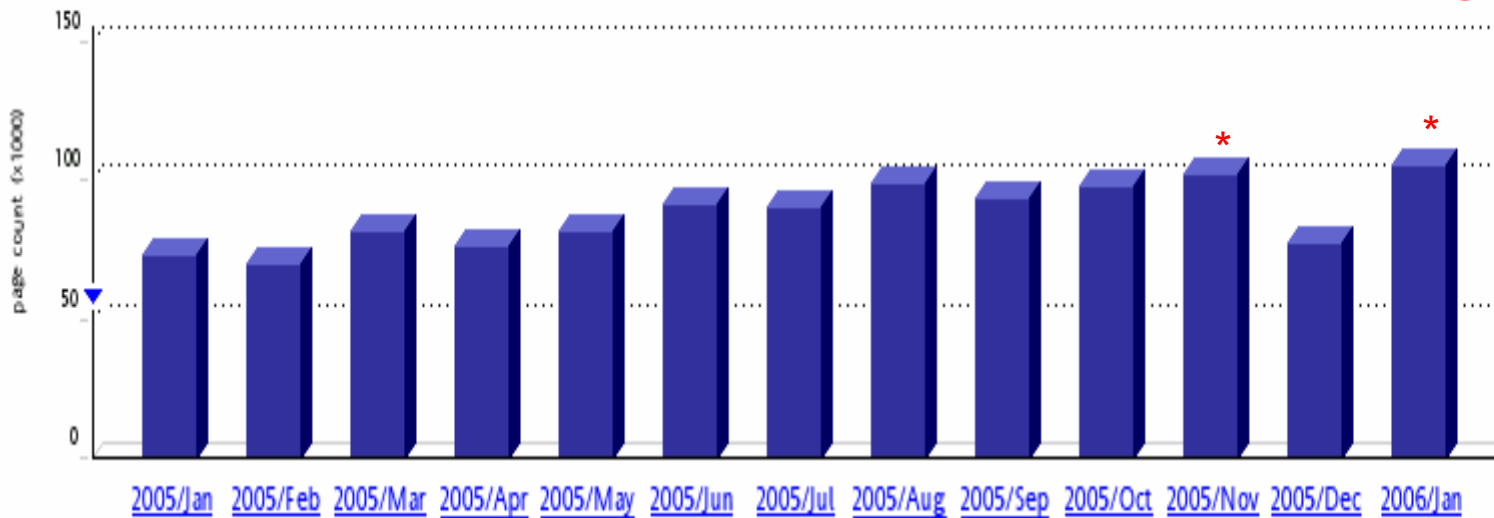


Scaling: 90% (height), 100% (width). Zero suppression rows and columns.

page count as values	<a href="#">2004/Feb</a>	<a href="#">2004/Mar</a>	<a href="#">2004/Apr</a>	<a href="#">2004/May</a>	<a href="#">2004/Jun</a>	<a href="#">2004/Jul</a>	<a href="#">2004/Aug</a>	<a href="#">2004/Sep</a>	<a href="#">2004/Oct</a>	<a href="#">2004/Nov</a>	<a href="#">2004/Dec</a>	<a href="#">2005/Jan</a>	<a href="#">2005/Feb</a>
page count	32,357	42,252	48,594	42,647	44,940	49,884	45,955	55,248	55,885	73,008	66,273	73,382	69,803

# OASIS Usage

**\* Over 100,000 pages/month**



Scaling: 90% (height), 100% (width). Zero suppression rows and columns.

page count as values	<a href="#">2005/Jan</a>	<a href="#">2005/Feb</a>	<a href="#">2005/Mar</a>	<a href="#">2005/Apr</a>	<a href="#">2005/May</a>	<a href="#">2005/Jun</a>	<a href="#">2005/Jul</a>	<a href="#">2005/Aug</a>	<a href="#">2005/Sep</a>	<a href="#">2005/Oct</a>	<a href="#">2005/Nov</a>	<a href="#">2005/Dec</a>	<a href="#">2006/Jan</a>
page count	73,382	69,803	82,359	77,078	82,036	91,461	90,784	98,781	93,365	97,907	102,140	77,791	105,334



*International Aerospace Quality Group*

*Online Aerospace Supplier Information System*

- **Analysis is for the 9100 data from July 1, 2003 - Feb 14, 2006.**
- **Data represents all Initial and Recertification entry types.**
- **In the case where multiple suppliers shared one ARS, there is only one entry.**
- **For multisite certs, where each site visited has its own ARS, each ARS was considered as a separate entry**
- **The analysis is only for certs that currently have a status of "CERTIFIED" (this includes expired certs). Certs where the status has changed (withdrawn, modified, etc) are not in this data.**
- **In the case where multiple suppliers were on the same assessment, and they shared the same ARS/Scoring data, the Country selected is the country of the first supplier in the database.**



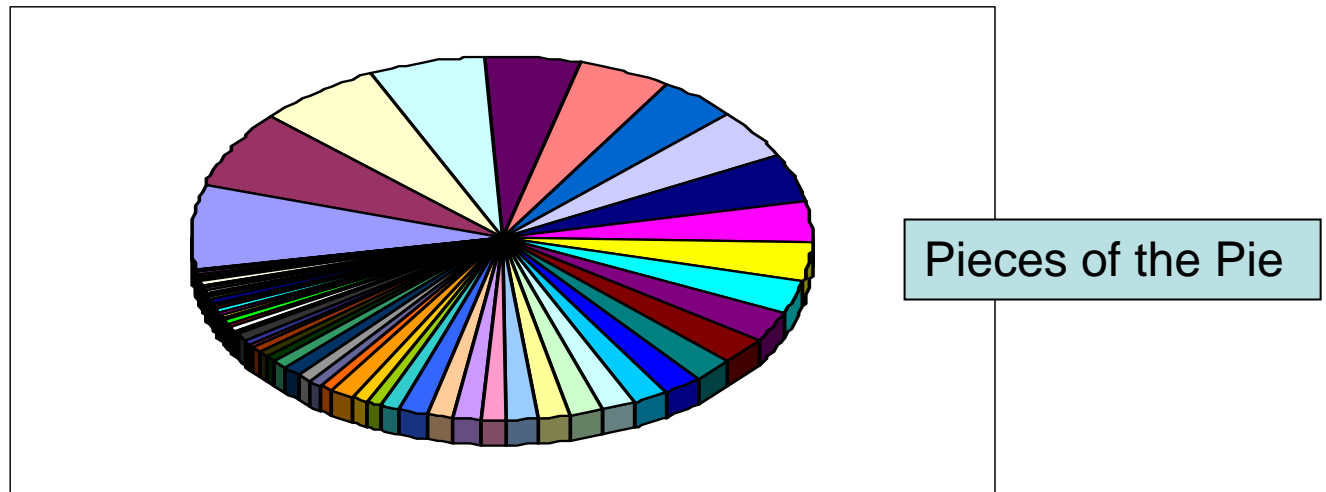
*International Aerospace Quality Group*

*Online Aerospace Supplier Information System*


**WARNING**

**There are very many factors that must be considered when analyzing this data. You need to be very careful not to draw any conclusions with out careful consideration of all of the possible factors.**

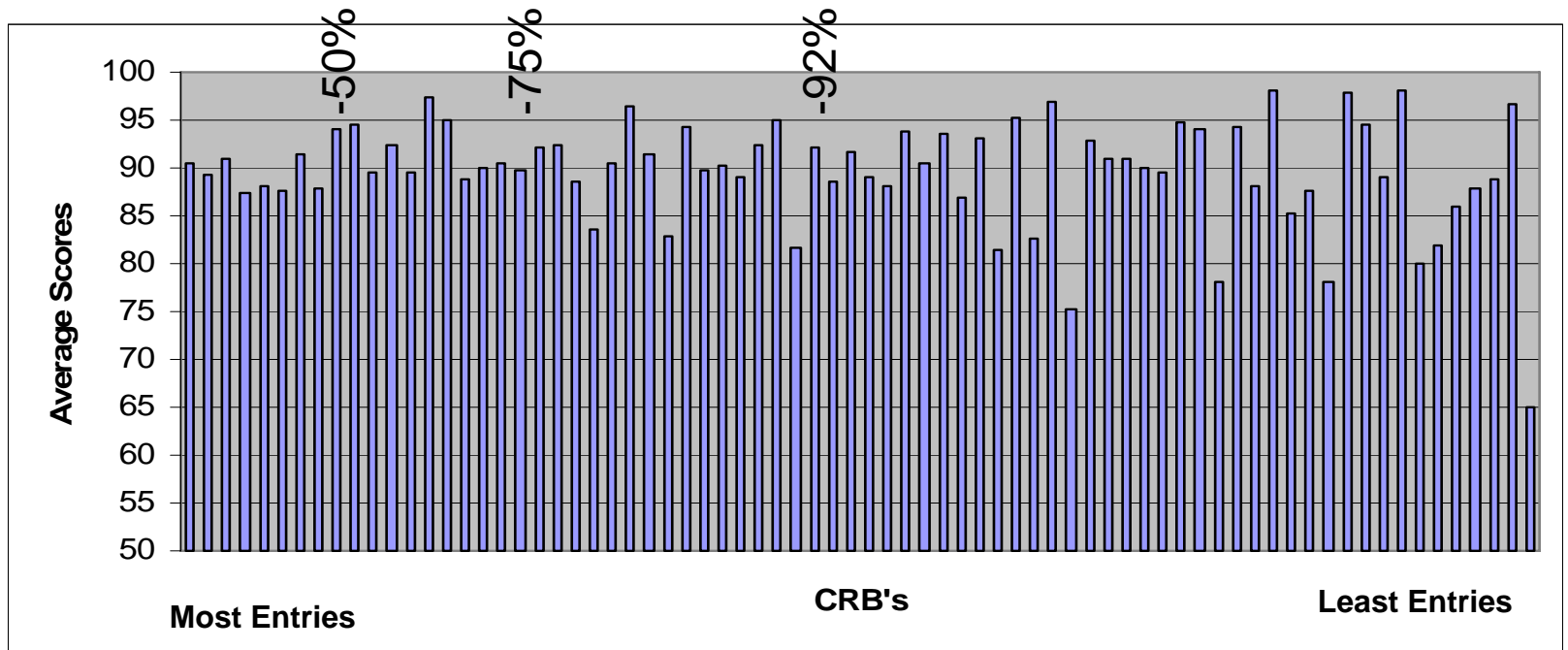
# Certified Sites per CRB



**12% of the CRBs have 50% of the entries**  
**27% of the CRBs have 75% of the entries**  
**50% of the CRBs have less that 8% of the entries**



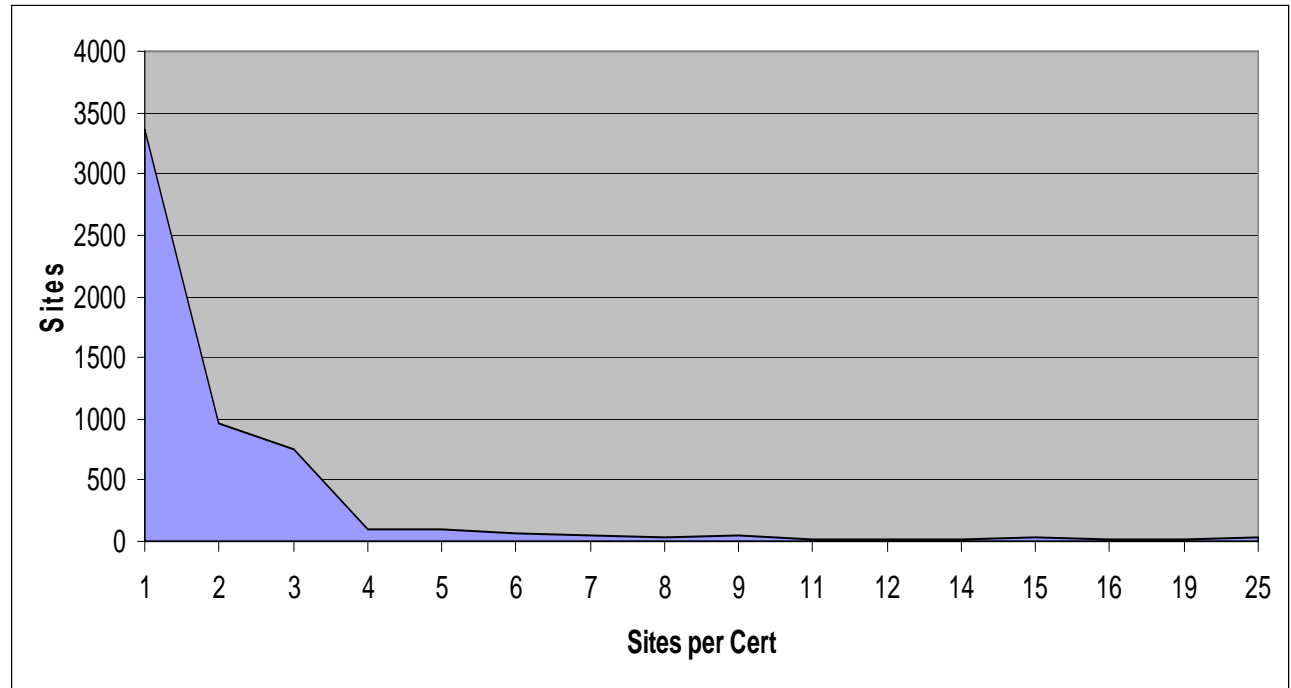
## Average Scores per CRB



# Sites per Certificate

Sites per Cert	# Sites	Total
1	3358	3358
2	478	956
3	252	756
4	25	100
5	18	90
6	11	66
7	7	49
8	4	32
9	6	54
11	1	11
12	1	12
14	1	14
15	2	30
16	1	16
19	1	19
25	1	25

**60% of Certs are single site certs**  
**90% of certs are 3 or less sites per cert**  
**95% of certs are 6 or less sites per cert**

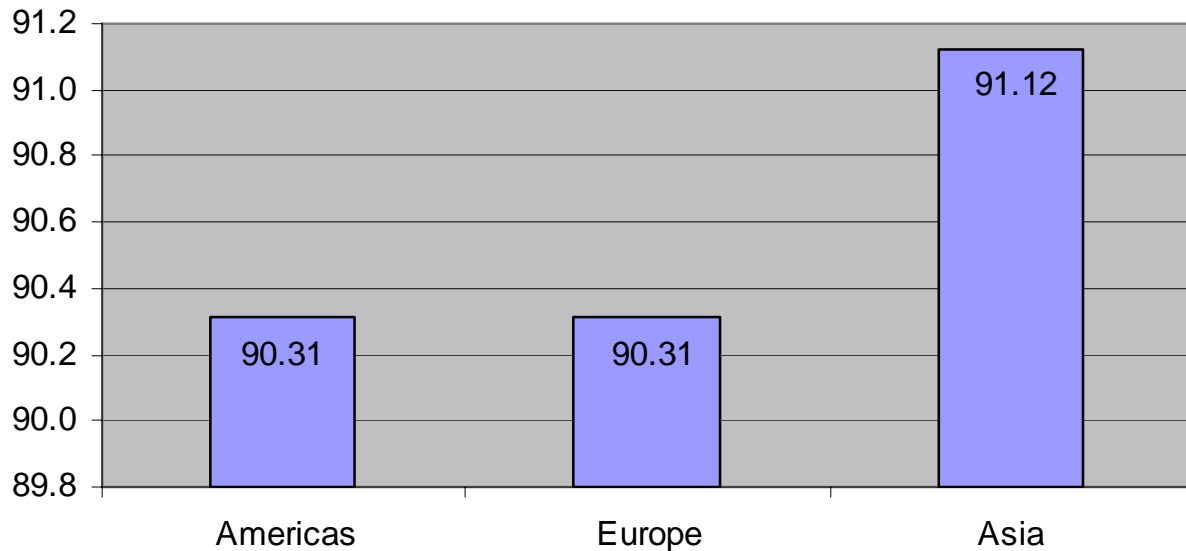




International Aerospace Quality Group

Online Aerospace Supplier Information System

Average Score (All entries)

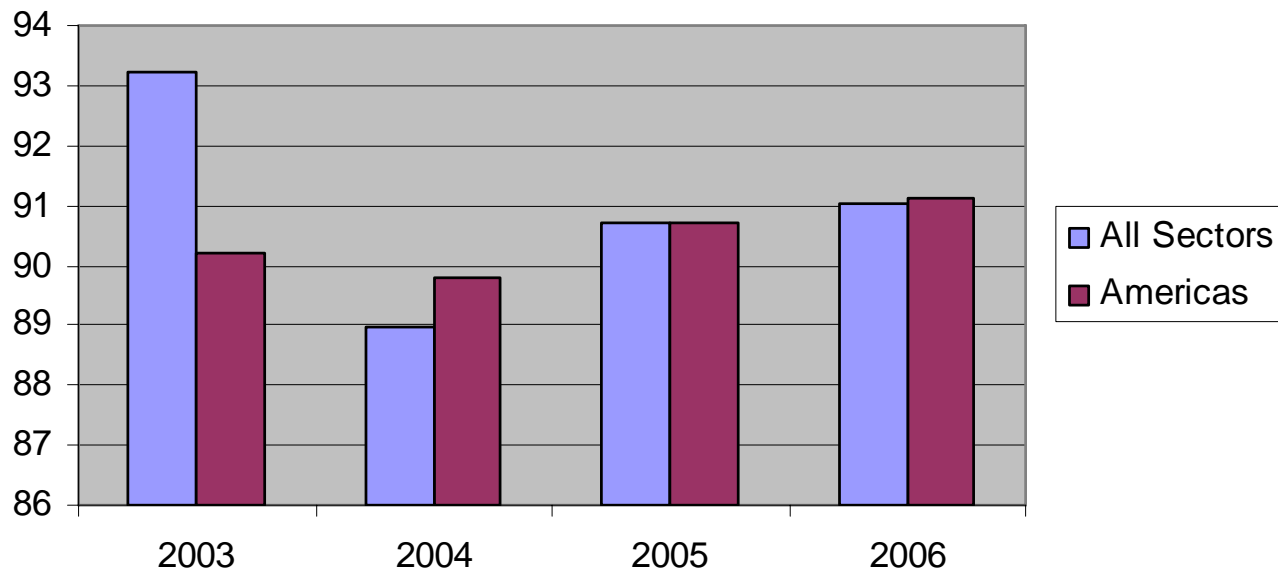




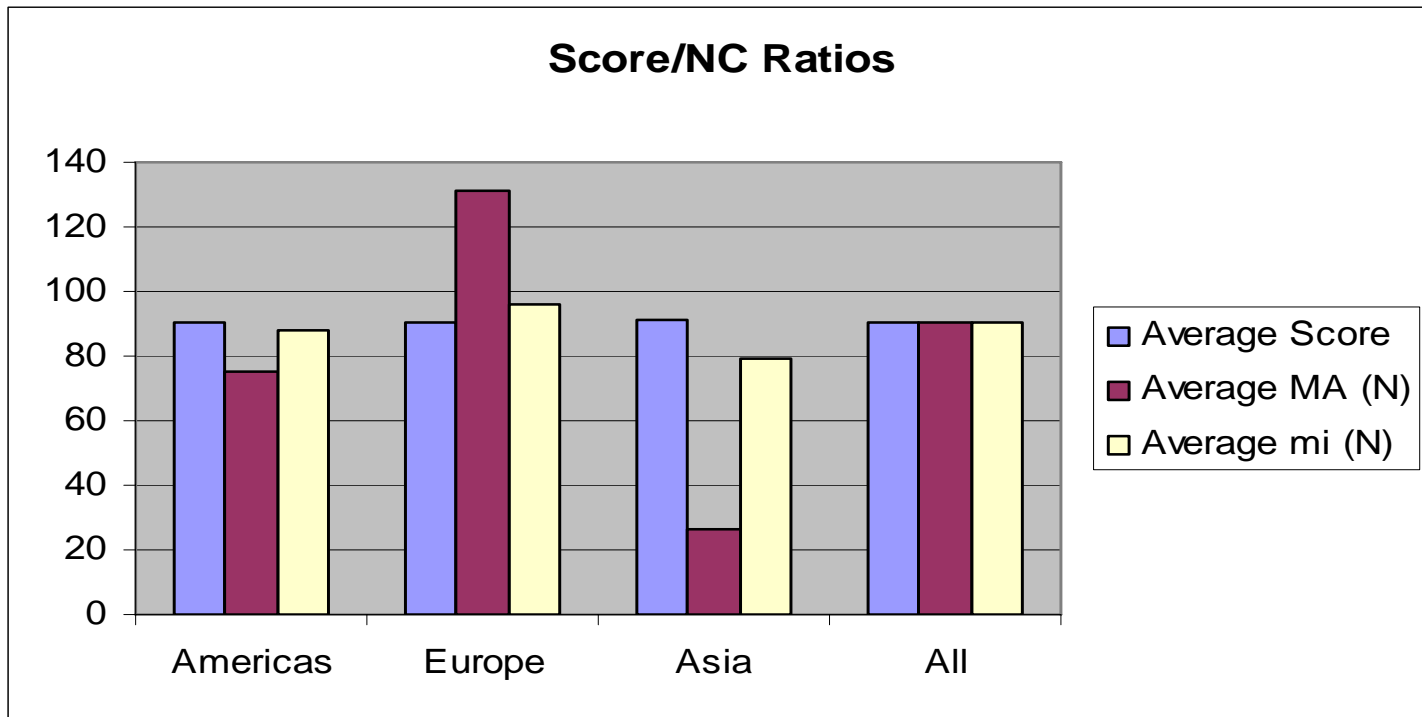
International Aerospace Quality Group

Online Aerospace Supplier Information System

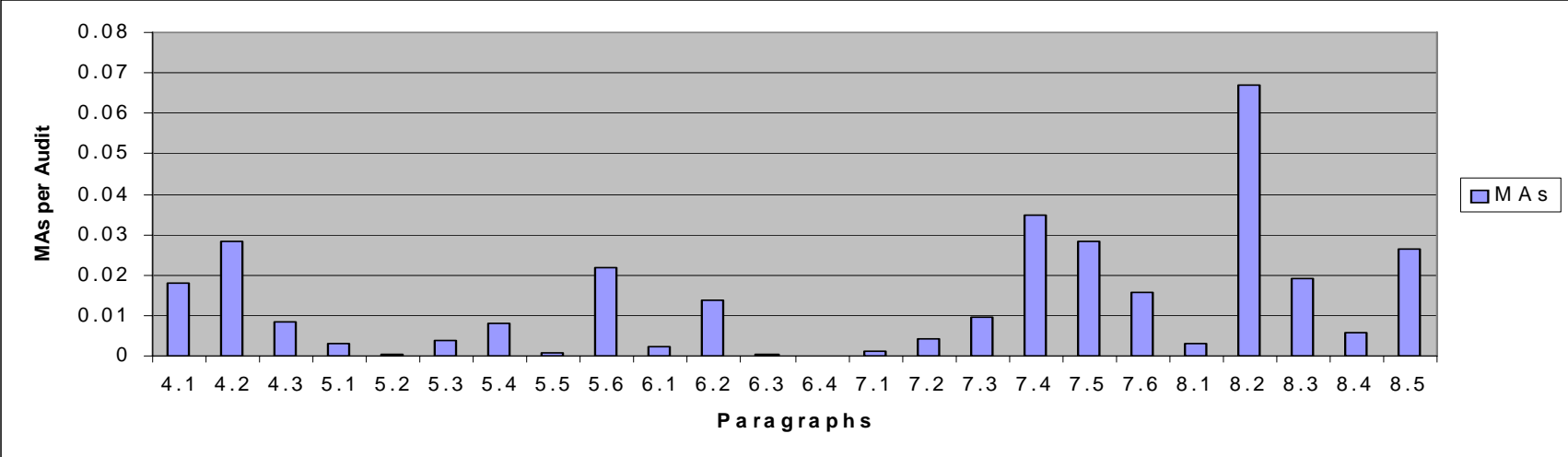
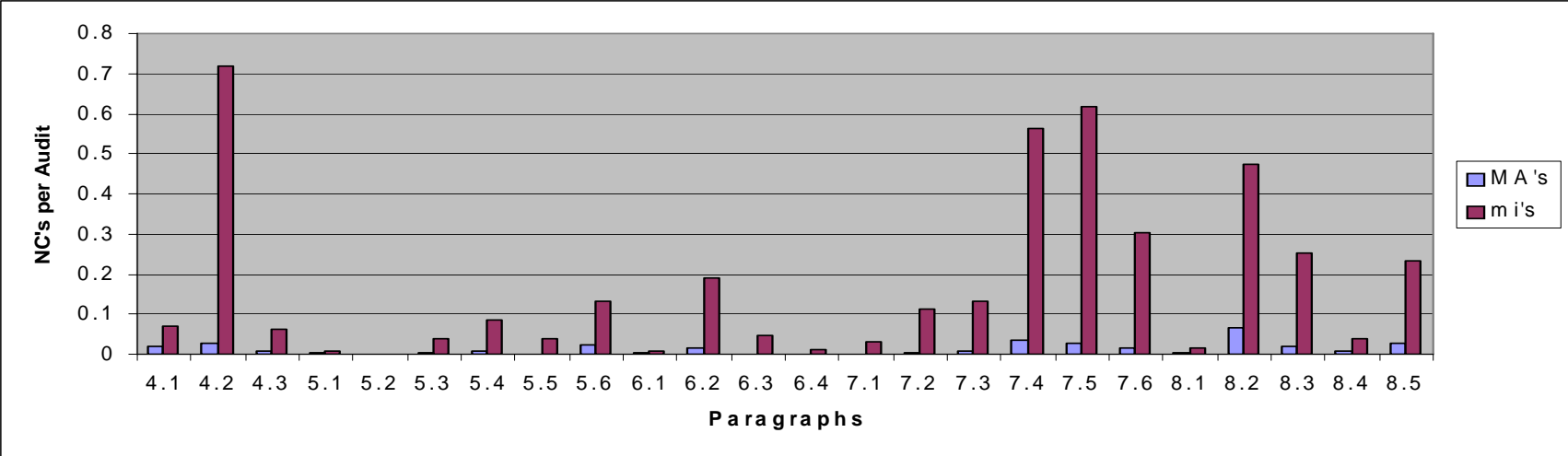
Scores by Year

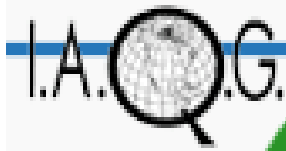


## Score vs Normalized NC Ratios

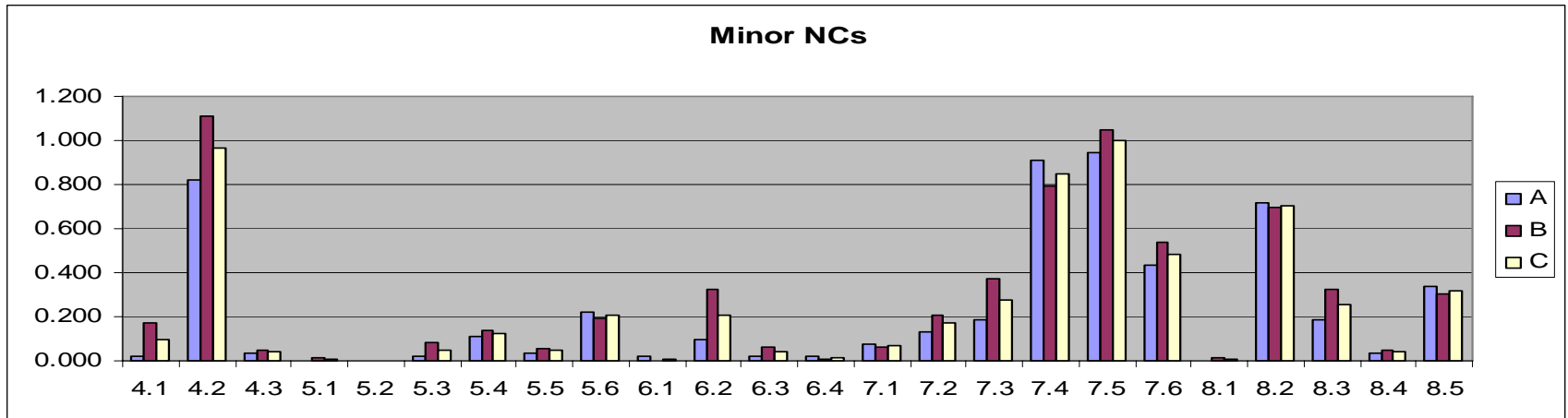
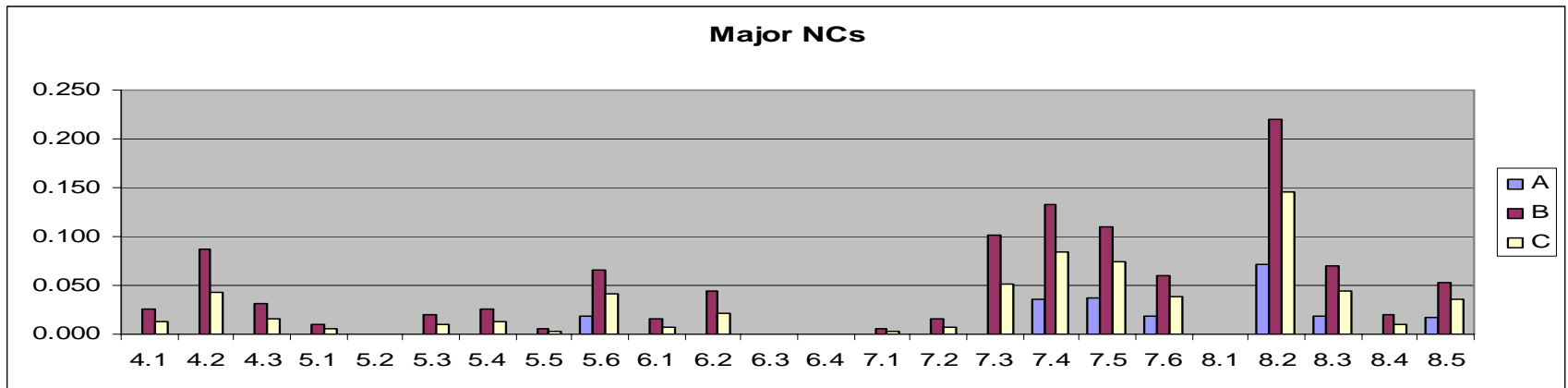


## Major (MA) and Minor (mi) NCs per Audit (Americas Sector)





## CRB's A, B and C Average MA and mi per paragraph



**Paragraphs with most frequent NCs (Americas Sector)**

Paragraph	Element	Ranking	
		MA	mi
8.2	Monitoring and measurement	1 (highest)	4
7.4	Purchasing	2	3
7.5	Production and service provision	3	2
4.2	Documentation requirements	4	1
8.5	Improvement	5	7
5.6	Management review	6	10

**Greater than 10%**

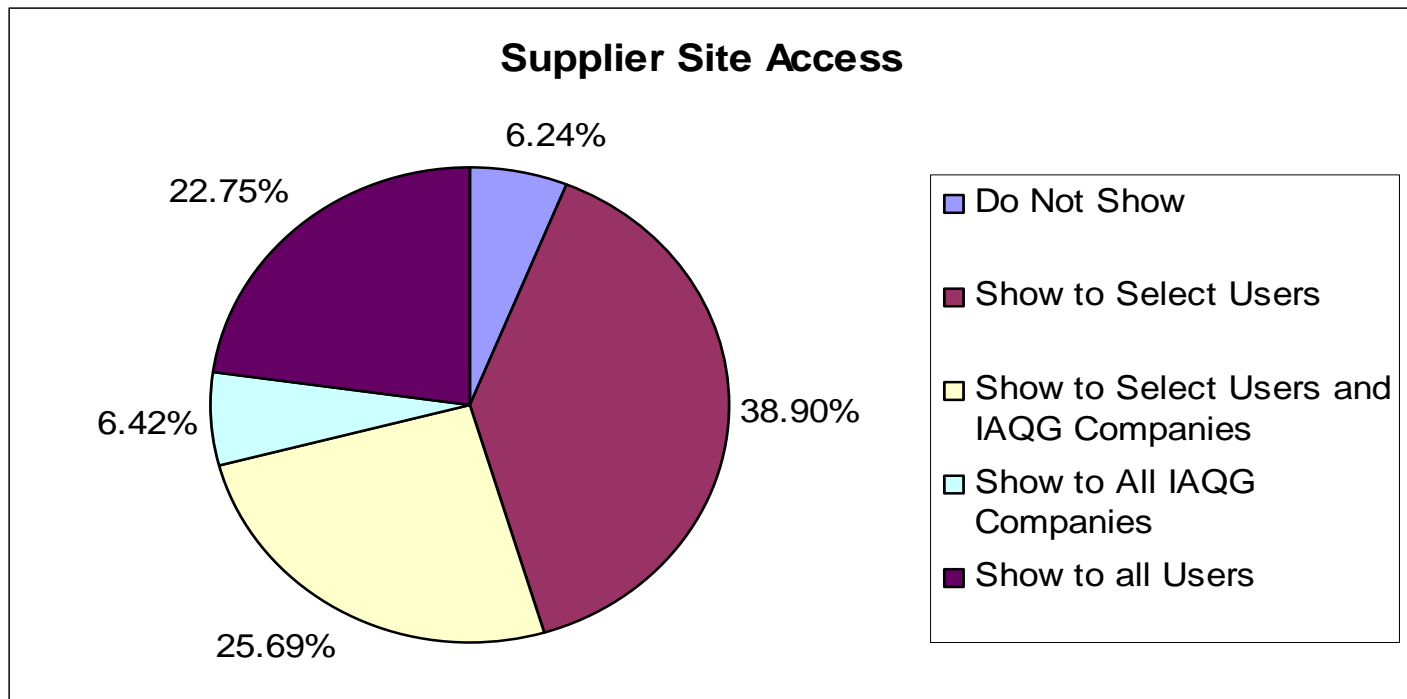
### Paragraphs with least frequent NCs (Americas Sector)

Paragraph	Element	Ranking	
		MA	mi
6.4	Work Environment	1 (lowest)	4
5.2	Customer Focus	2	1
6.3	Infrastructure	3	10
5.5	Responsibility, authority and communication	4	7
7.1	Planning of product realization	5	6
6.1	Provision of resources	6	2

Less than 1%



**21% of all sites have Data Administrators**  
**52% of Administrators have set level of access**





*International Aerospace Quality Group*

*Online Aerospace Supplier Information System*

**QUESTIONS ?**