



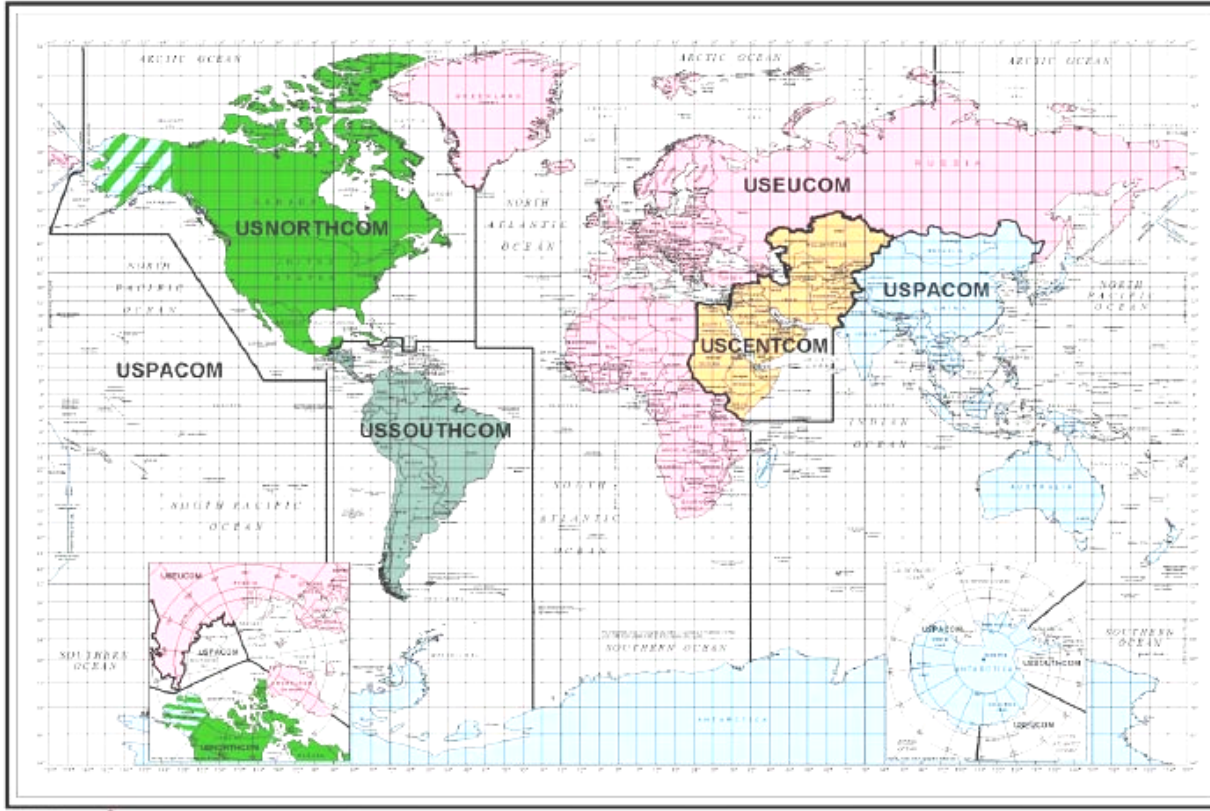
# Chief, National Guard Bureau



THE WORLD 1:135,000,000

THE WORLD WITH COMMANDERS' AREAS OF RESPONSIBILITY

EDITION 5 MMA SERIES 1107



EDITION 5 MMA SERIES 1107  
1:135,000,000  
THE WORLD WITH COMMANDERS' AREAS OF RESPONSIBILITY

## Information Brief

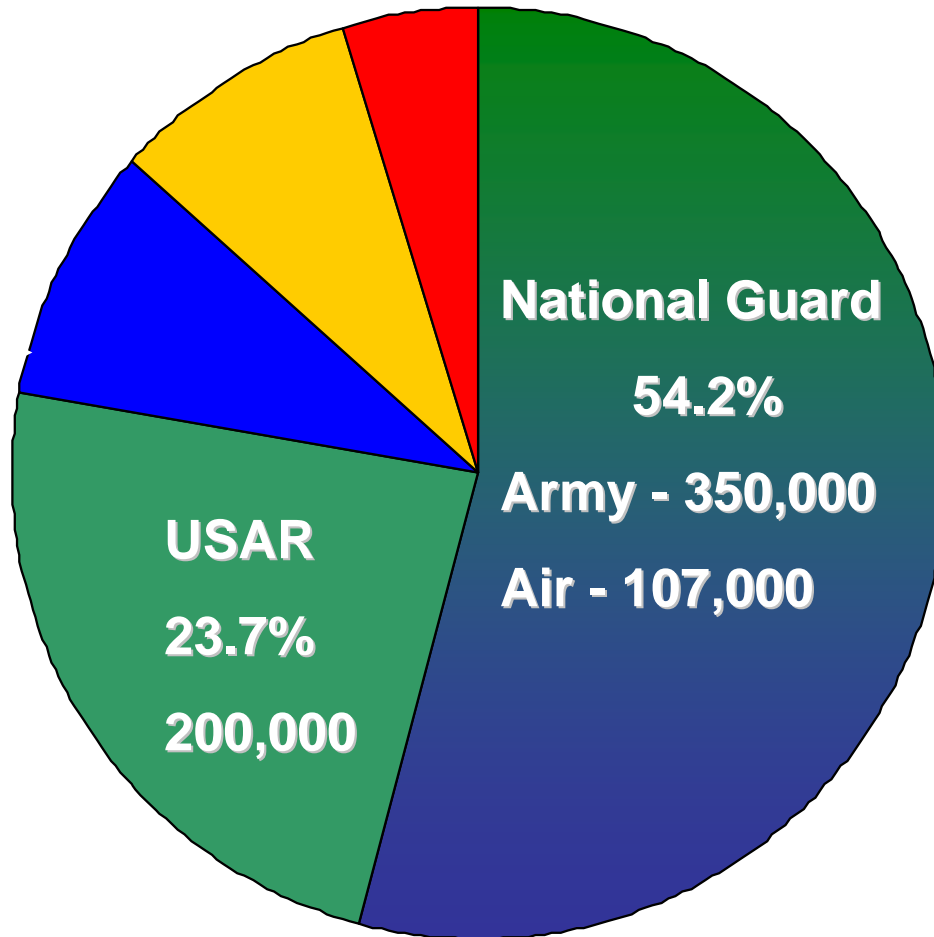


# Where Do We Fit?

**USMCR**  
4.7%  
39,600

**USNR**  
8.5%  
71,300

**USAFR**  
8.9%  
74,900



**National Guard (Army & Air)**

**Army Reserve**

**Air Force Reserve**

**Navy Reserve**

**Marine Corps Reserve**

(Selected Reserves per FY 07 Authorization Act)



# NG Contributions to NORTHCOM



- 55 Civil Support Teams (WMD-CST)
- 54 Quick Reaction Forces (500 men each NLT 24 hrs)
- 54 Joint Force Headquarters – State (w/standing JTF)
- 54 Computer Emergency Response Teams
- 17 CERFP
- CCMRF – 70% capability
- 6 Joint Critical Infrastructure Assessment Teams
- Joint CONUS Communications Support Environment
- Joint Interagency Training Center

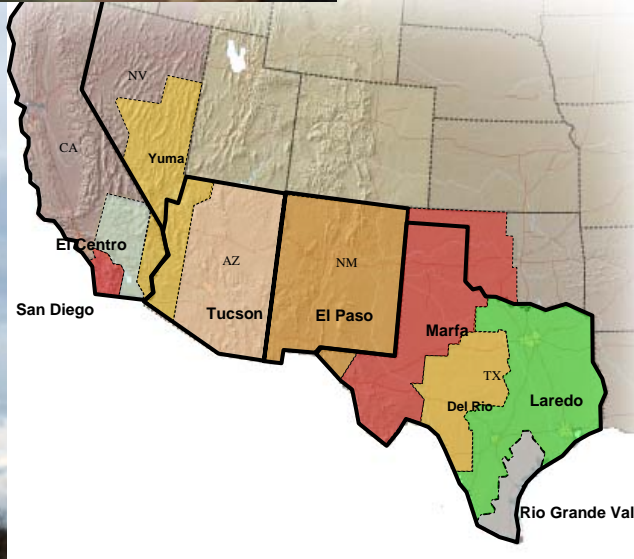
# Essential to Emergency Response



# Essential to Homeland Defense



# Essential to Homeland Security



# September 11, 2001

## A New Operational Force



**I**n the worst attack on U.S. soil since Pearl Harbor, two towers crumbled into splintered columns from the World Trade Center and brought down the mile-tall towers this morning.

A jetliner also plummeted into the Pentagon as the government itself sought to avert an attack. The crash collapsed one side of the looms of America's military, the White House and the Capitol were evacuated, along with all federal buildings across the

**Exiled from**  
A South of France, also possibly targeted, crumbled in recent France/France about 10 miles from Paris.

Thousands could be killed or injured, officials said. No one, as yet, has claimed responsibility for the attacks, but suspicion has been cast on Osama bin Laden, who also has been linked to the attack on the World Trade Center.

**COMING WEDNESDAY: 18 PAGES OF COVERAGE FROM TODAY'S ATTACKS**

# 6 Years Later



	September 2001	Today
Joint Force Headquarters-State	0	54
CBRNE Enhanced Response Force Packages	0	12/17
Joint Operations Centers	0	55
Critical Infrastructure Assessment Teams	0	6
National Guard Reaction Forces	0	54
Computer Emergency Response Teams	0	54
Joint Incident Site Communications Capability	0	39/72
WMD Civil Support Teams	10	52/55
Joint Interagency Training Capability	0	1



# NG Contributions to CENTCOM



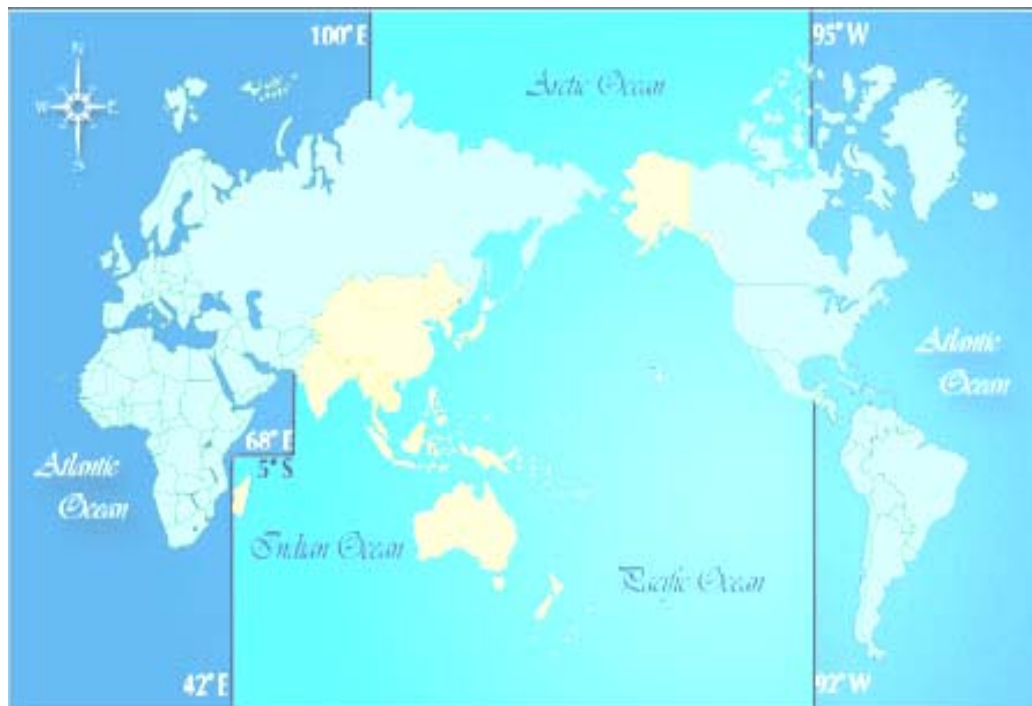
- 50-60K to the war fight
- State Partnership Program
  - Arizona / Kazakhstan
  - Colorado / Jordan
  - Montana / Kyrgyzstan
  - Nevada / Turkmenistan
  - Virginia / Tajikistan

# Essential to the War Fight





# NG Contributions to PACOM



- State Partnership Program
  - Hawaii / Indonesia
  - Alaska / Mongolia
  - Hawaii/Guam / Philippines
  - Washington / Thailand



# NG Contributions to SOUTHCOM



- State Partnership Program - 20
- Joint Interagency Task Force South
- Counter Narcotics
- GITMO Support
- Mass Migration CONUS/Cuba
- Consequence Management
- JTF Bravo



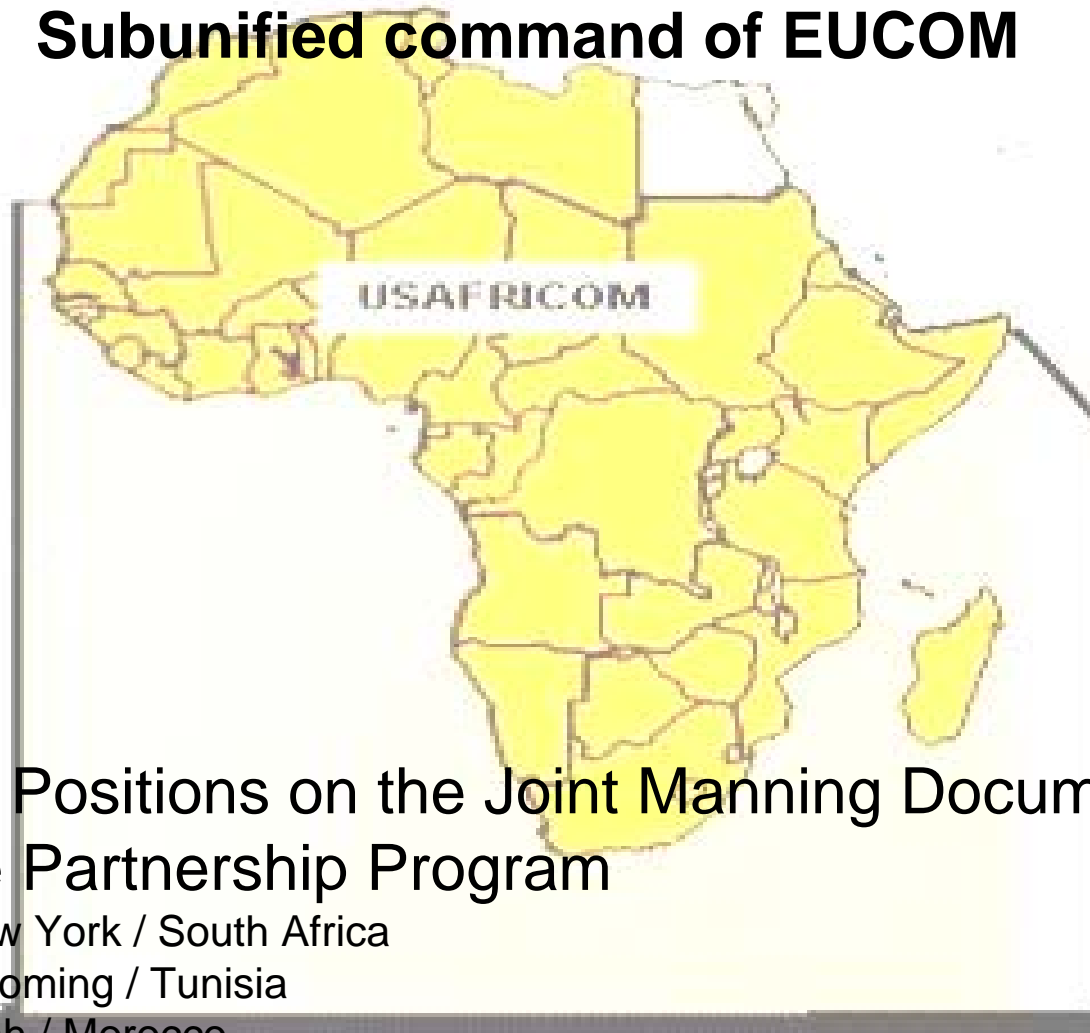
# NG Contributions to EUCOM



- State Partnership Programs - 26
- C-130 Support
- Operational Mission Support
- C-17 Patient Evacuation Support (Landstuhl)
- Bosnia and Kosovo Peace Keeping Operations
- Sinai

# NG Contributions to AFRICOM

## Subunified command of EUCOM



- NGB Positions on the Joint Manning Document (JMD)
- State Partnership Program
  - New York / South Africa
  - Wyoming / Tunisia
  - Utah / Morocco
  - North Dakota / Ghana
  - California / Nigeria
  - ? / Botswana
  - ? / Senegal

# Essential for Building Coalition Partnership Capacity



## PACOM - 4

Alaska / Mongolia  
 Hawaii/Guam / Philippines  
 Washington / Thailand  
 Hawaii/Indonesia

## SOUTHCOM - 20

Arkansas / Guatemala  
 Connecticut / Uruguay  
 Delaware / Trinidad-Tobago  
 District of Columbia / Jamaica  
 Florida / Venezuela  
 Florida / Guyana  
 Florida/ VI/Eastern Caribbean  
 Kentucky / Ecuador  
 Louisiana / Belize  
 Massachusetts / Paraguay  
 Mississippi / Bolivia  
 Missouri / Panama  
 New Hampshire / El Salvador  
 New Mexico/Costa Rica  
 Puerto Rico / Honduras  
 Puerto Rico / Dominican Republic  
 Rhode Island / Bahamas  
 South Dakota/ Suriname  
 West Virginia / Peru  
 Wisconsin / Nicaragua

## EUCOM - 26

Alabama / Romania  
 California / Ukraine  
 California/ Nigeria  
 Colorado / Slovenia  
 Georgia / Georgia  
 Illinois / Poland  
 Indiana / Slovakia  
 Kansas / Armenia  
 Maine/Montenegro  
 Maryland / Estonia  
 Maryland / Bosnia  
 Michigan / Latvia  
 Minnesota / Croatia  
 New Jersey / Albania  
 New York / South Africa  
 North Carolina / Moldova  
 North Dakota / Ghana  
 Ohio / Hungary  
 Ohio/Serbia  
 Oklahoma / Azerbaijan  
 Pennsylvania / Lithuania  
 Tennessee / Bulgaria  
 Texas/Neb / Czech Republic  
 Utah / Morocco  
 Vermont / Macedonia  
 Wyoming / Tunisia

## CENTCOM - 6

Arizona / Kazakhstan  
 Colorado / Jordan  
 Louisiana / Uzbekistan  
 Montana / Kyrgyzstan  
 Nevada / Turkmenistan  
 Virginia / Tajikistan

## Bilateral - 2

Iowa / Russia  
 Minnesota / Norway

## TOTALS

Partnerships	56
Bilateral	2



# NG Contributions to TRANSCOM



- 11% of Inter-Theater Lift
- 43% of Intra-Theater Lift
- 45% of Tankers

# NG Contributions to STRATCOM



- National Mobile Command Control Communications
- Missile Defense System (Alaska & Colorado)
- Cyber Defense Teams

# NG Contributions to SOCOM



- Two Special Forces Groups
- ISR
- Commando Solo

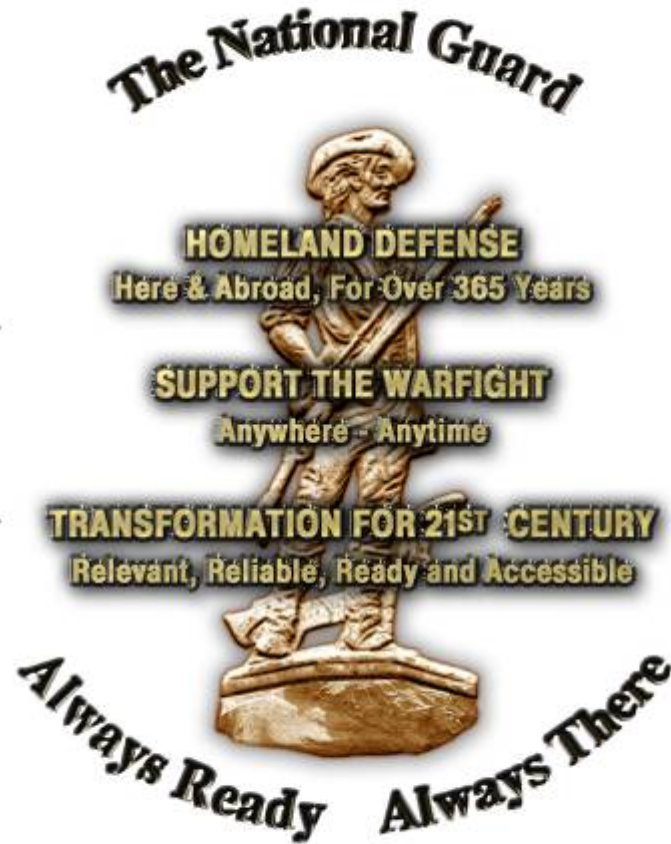
# NG Contributions to JFCOM



T32 / SAD Joint Force Provider Role

- Facilitator for emergency Management Assistance Compact (EMAC)  
(insulates T10 forces from being committed when not needed)

**Ready**  
**Reliable**  
**Essential**  
**Accessible**



**. . . Offering uniquely American solutions to the complex security challenges our nation faces both at home and abroad.**

# Transformation Imperatives



## Strategic Reserve

Active Service Draft



Ample time for buildup



Time-phased, overseas fight



Threat-based force



Linear formations



Symmetric threats



Single service/component



## Operational Force

Volunteer/Recruited Force

No/limited notice

Any time/any where

Capabilities-based force

Modular units

Asymmetric threats

Joint/multi-component/multinational



*Minuteman  
values and missions  
transcend time*

**Federal Role = Strategic Reserve (1903-2001), but is since transforming**

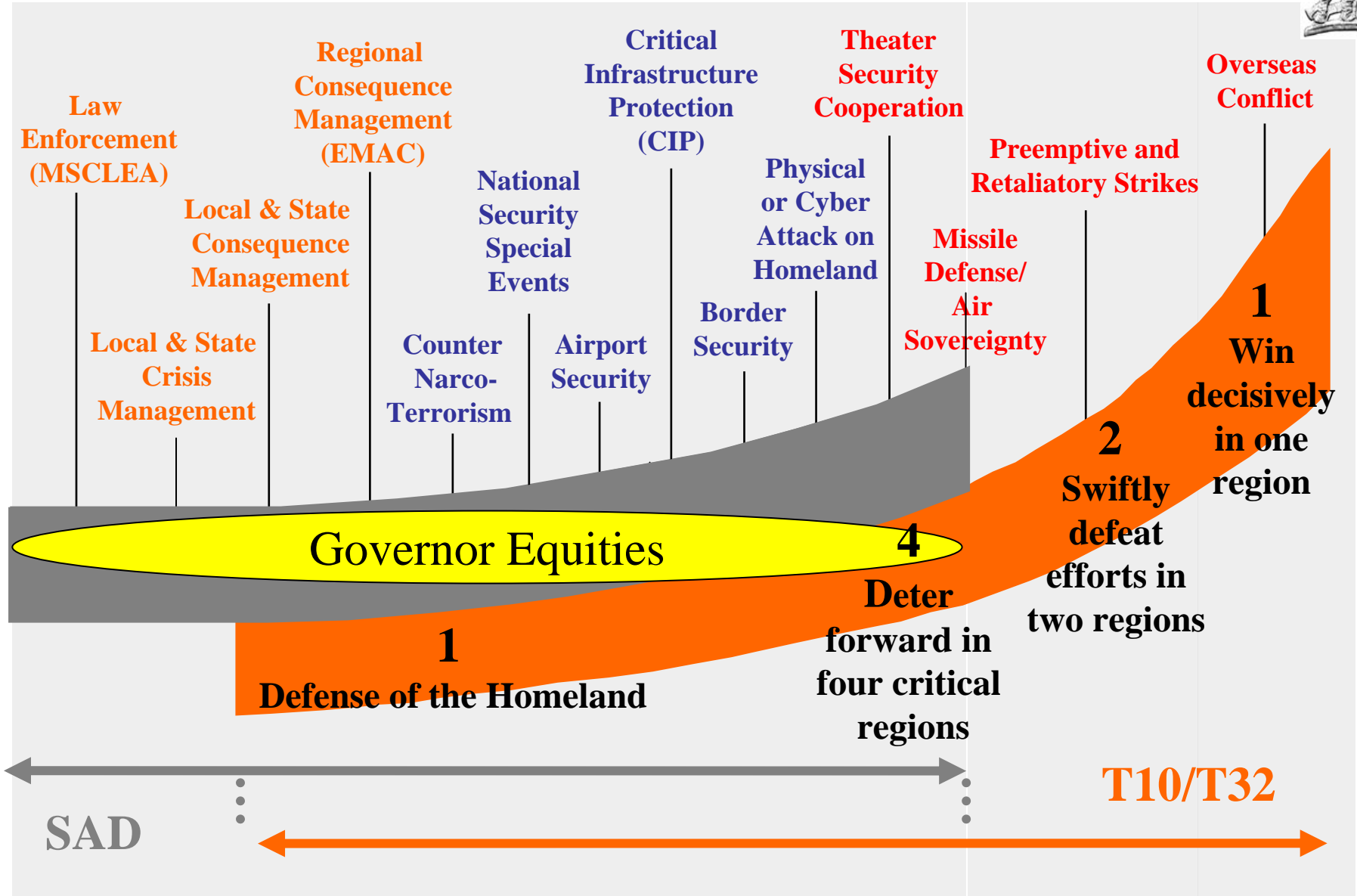
1636

1903 (Dick Act)

2001

***Constitutional Militia = Operational Force (since 1636)***

# Continuum of Operations



Law Enforcement (MSCLEA)

Regional Consequence Management (EMAC)

Critical Infrastructure Protection (CIP)

Theater Security Cooperation

Overseas Conflict

Local & State Consequence Management

National Security Special Events

Physical or Cyber Attack on Homeland

Preemptive and Retaliatory Strikes

Local & State Crisis Management

Counter Narco-Terrorism

Airport Security

Border Security

Missile Defense/Air Sovereignty

Governor Equities

4

1

Defense of the Homeland

Deter

forward in four critical regions

2

Swiftly defeat efforts in two regions

1

Win decisively in one region

SAD

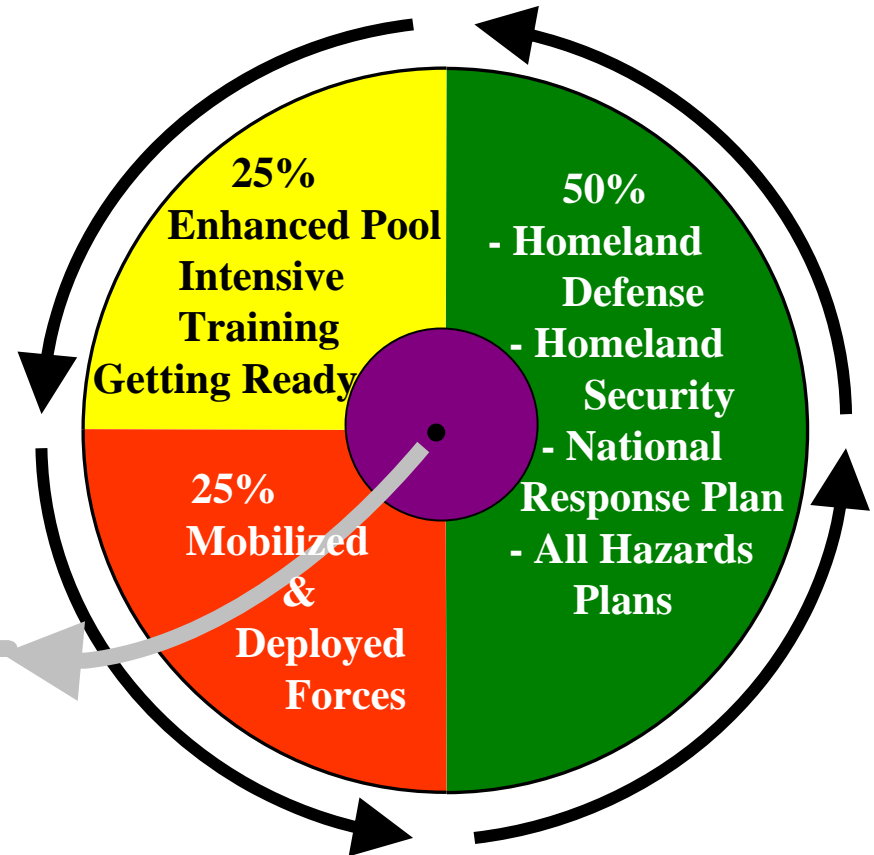
T10/T32

# Army & Air National Guard Core Capabilities



## ESSENTIAL 10

- Joint Force Headquarters (State)
- Civil Support Teams
- Maintenance
- Aviation
- Engineer (Technical Search & Rescue)
- Medical (Mass Decon)
- Communications
- Transportation
- Security
- Logistics



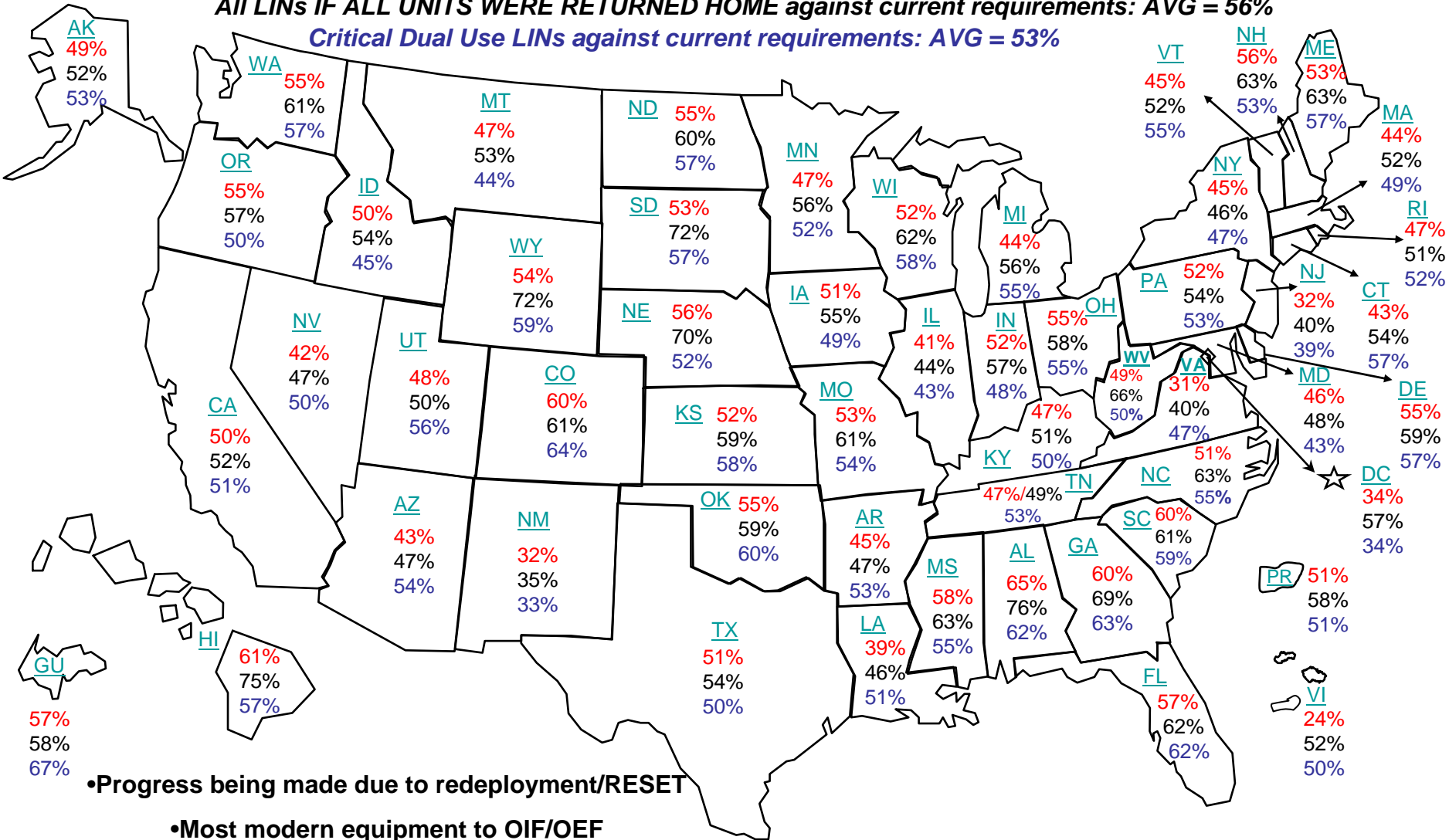
# Equipment in States Possession

## Army National Guard

All LINs not currently deployed or SBE against FY07 MTOEs: **AVG = 49%**

All LINs IF ALL UNITS WERE RETURNED HOME against current requirements: **AVG = 56%**

Critical Dual Use LINs against current requirements: **AVG = 53%**



•Progress being made due to redeployment/RESET

•Most modern equipment to OIF/OEF

Updated Semi-Annually  
POC: LTC Carolyn Olson 703-607-7475

\*  
As of 2 May 07



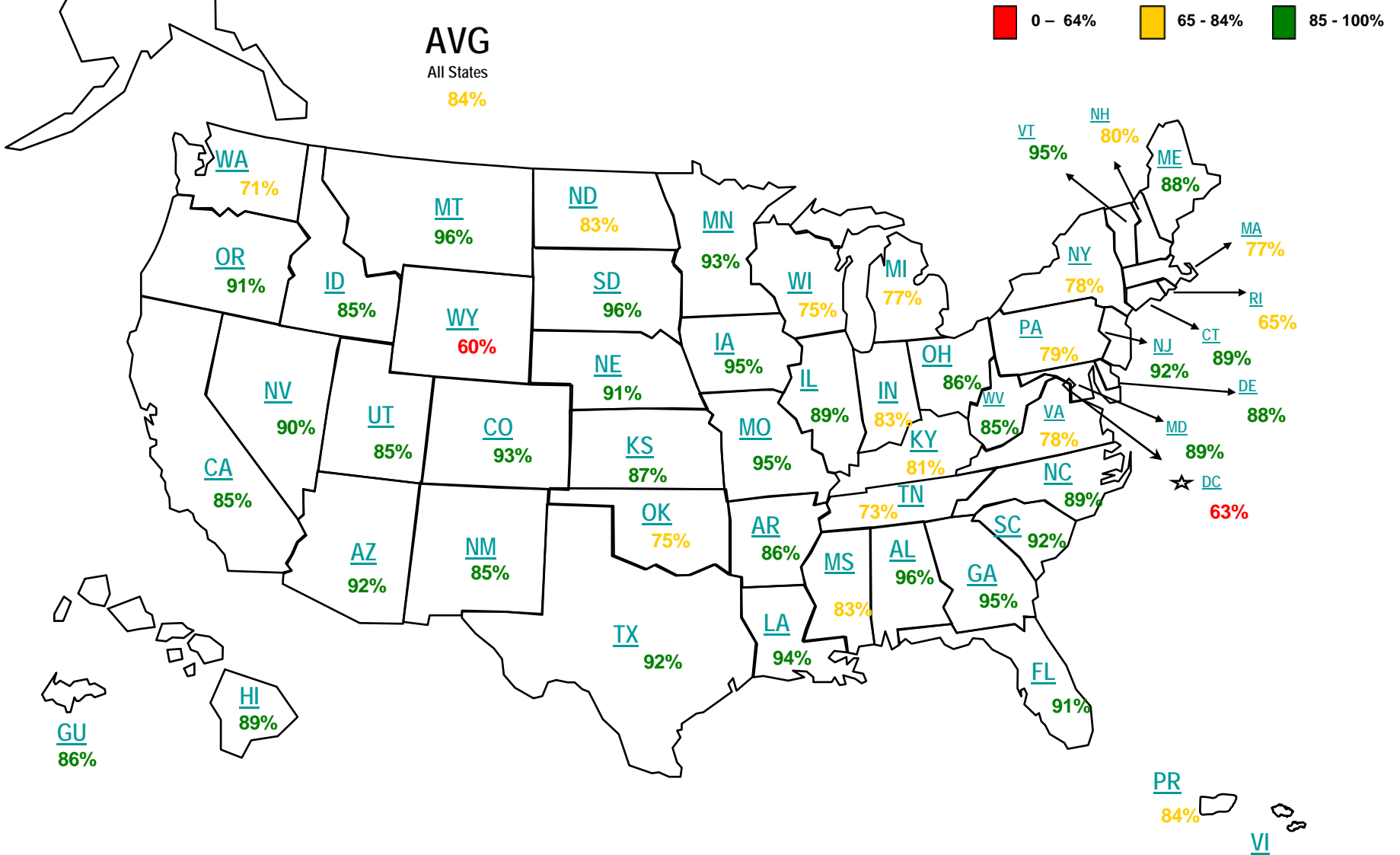
## ***Army National Guard Essential-10 Equipment Available to Governors for HLD***

Capability	Percent
Aviation	50%
Chemical	52%
Cmd & Control	34%
Engineers	51%
Logistics	54%
Maintenance	46%
Medical	62%
Security	59%
Signal	54%
Transportation	55%

Information as of 2 May 2007

# Air National Guard Equipment Available to Governors for HLD

## Available Total ANG Equipment



***Air National Guard Essential-10 Equipment Available to Governors for  
HLD***

***Available Total ANG Equipment***

<b>Capability</b>	<b>Percent</b>
Aviation SE	84%
Command and Control	96%
Communications	92%
Engineers	82%
Logistics	70%
Maintenance	93%
Medical	91%
Security	84%
Vehicles	90%

***As of 17 Sep 07***



# The 2 1/2 Ton Truck Story



• 2 1/2 Ton trucks are old, have little actual value & minimal maintenance expenditure limits

SERIES	MODEL	MAINTENANCE EXPENDITURE LIMIT (MEL)	PLANNING	AVERAGE
			PRICE (FEDLOG)	AGE
M44	M35	\$0	\$0	41
M44A1	M35A1	\$0	\$0	40
M44A2	M35A2	\$12,546.60	\$41,822	37
M44A3	M35A3	\$37,855.00	\$56,500	11
<b>M35 TOTAL On-Hand = 10,132</b>				

• How turn-in of 2 1/2's impacts EOH for the LMTV...

LIN	Nomenclature	Required	OH Prime Inventory	2 1/2's used as Subs (Not Deemed Suitable)	OH Using LMTV + 2 1/2's	% Fill Using 2 1/2 as Subs	% Fill Prime Only
T60081	MODERN 2 1/2T TRUCK: 4X4 LMTV W/E	8,510	2,472	2,426	4898	58%	29%
T60149	MODERN 2 1/2T TRUCK 4X4 LMTV W/E	1,012	283	402	685	68%	28%
T93484	MODERN 2 1.2T Truck: LMTV W/E	612	100	17	117	19%	16%
<b>TOTALS</b>		10,134	2,855	2,845	5,700	56%	28%

**Reality**

