

Introduction to Statistical Energy Analysis

Richard G. DeJong
Calvin College



SEA Workshop
2005 Noise and Vibration Conference

SEA Introduction

1. What is SEA?
2. Why SEA?
3. Basics of SEA

What is SEA?

Statistical Energy Analysis

A method of analyzing the flow of dynamic energy in systems based on the statistical coupling of the dynamic modes of response of the system.

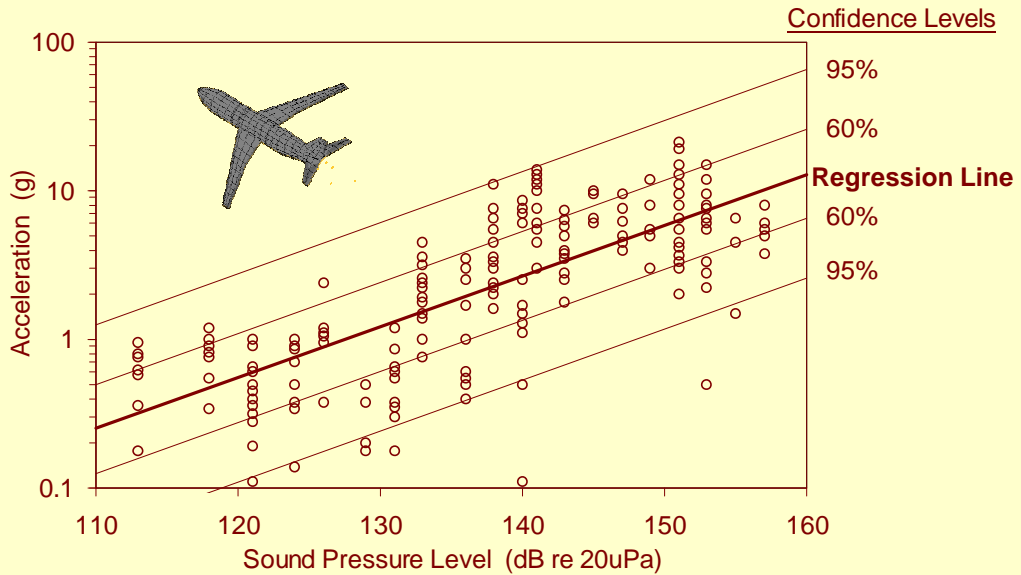
What is SEA?

- Statistical - Determines the statistics of the dynamic response of systems. (mean value and variance)
- Energy - Uses the dynamic energy flow as the primary response variable. (vibration and sound levels are derived)
- Analysis - Initially a conceptual framework for analysis. Now a fully computerized prediction tool.

Why Statistics?

1. The modes in an ensemble of nominally identical systems are distributed statistically.
2. The modes in a complicated system appear to be distributed statistically.

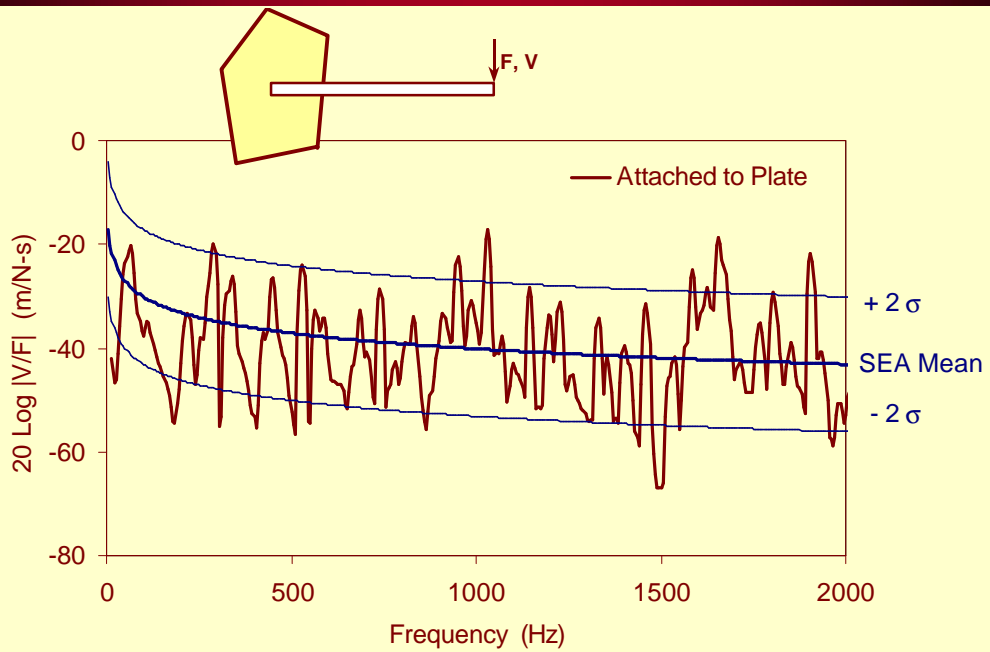
Correlation of Acceleration and Pressure Levels on B-58 Airplane at 1000 Hz (1967)



2005 SEA Workshop

Calvin College

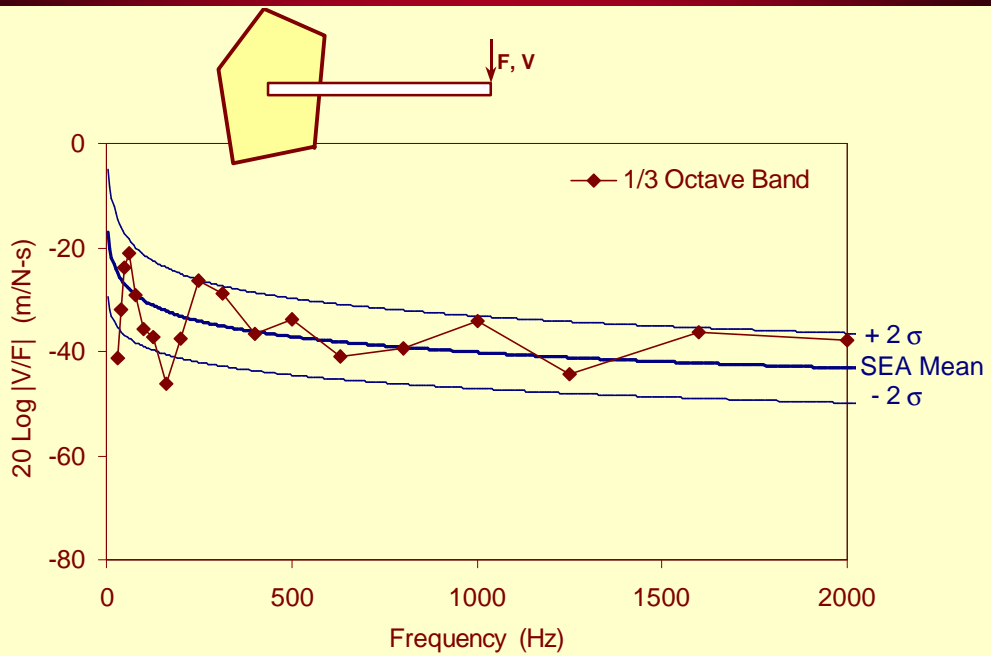
Vibration Response of a Beam



2005 SEA Workshop

Calvin College

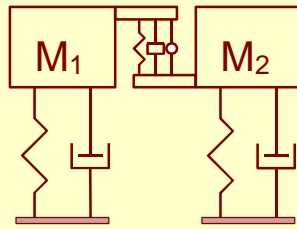
Vibration Response of a Beam



2005 SEA Workshop

Calvin College

SEA Basics

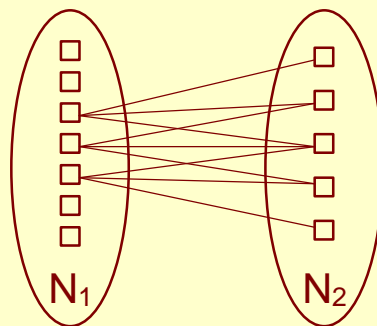


Lyon (1962)

$$\text{Energy: } E_i = M_i \langle V_i^2 \rangle$$

$$\text{Power: } P_{12} = B_{12} (E_1 - E_2)$$

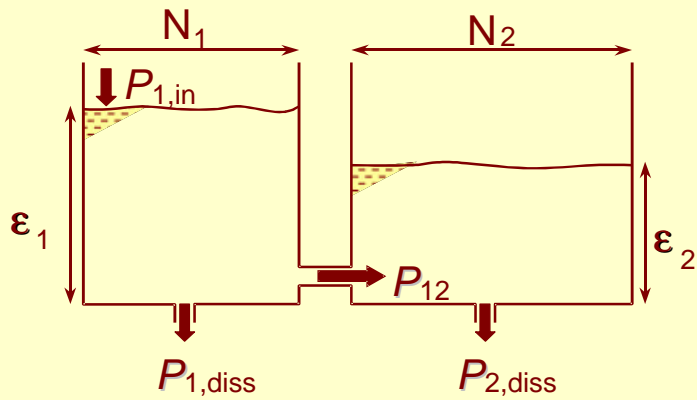
SEA Basics



$$P_{12} = N_1 N_2 \langle B_{12} \rangle (E_1/N_1 - E_2/N_2)$$

$$P_{12} = \beta_{12} (\epsilon_1 - \epsilon_2)$$

SEA Basics



$$P_{1,in} = \beta_{12} (\epsilon_1 - \epsilon_2) + P_{1,diss}$$

$$\beta_{12} (\epsilon_1 - \epsilon_2) = P_{2,diss}$$